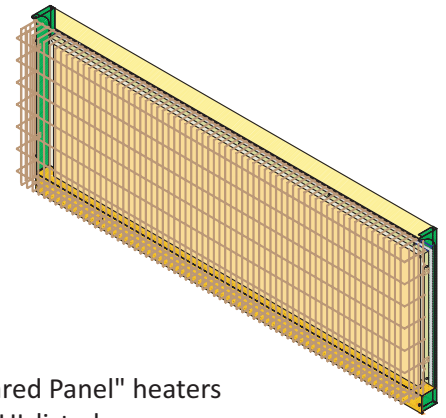


N112W14600 Mequon Road
 Germantown, WI 53022
 www.electriceat.com



ARCHITECT'S AND ENGINEER'S SPECIFICATIONS

Furnish and install where indicated on the Drawings, "High Efficiency Ceramic Infrared Panel" heaters manufactured by Radiant Electric Heat. Germantown, Wisconsin. Heaters shall be UL listed.

CONSTRUCTION

Heating Elements: Porcelain enamel coated 18 gauge steel plate, with energizing ceramic circuit on internal face of heating element; minimum 2.3 Watts per square inch of emissive surface area.

Heater Body: 20 gauge steel, high-temperature resistant powder coating. Provided with manufacturer's standard 7/8 inch knockouts for power feed.

Accessories: Provide as indicated, thermostat, NEMA 1 Enclosure control panel, and protective grill for models specified.

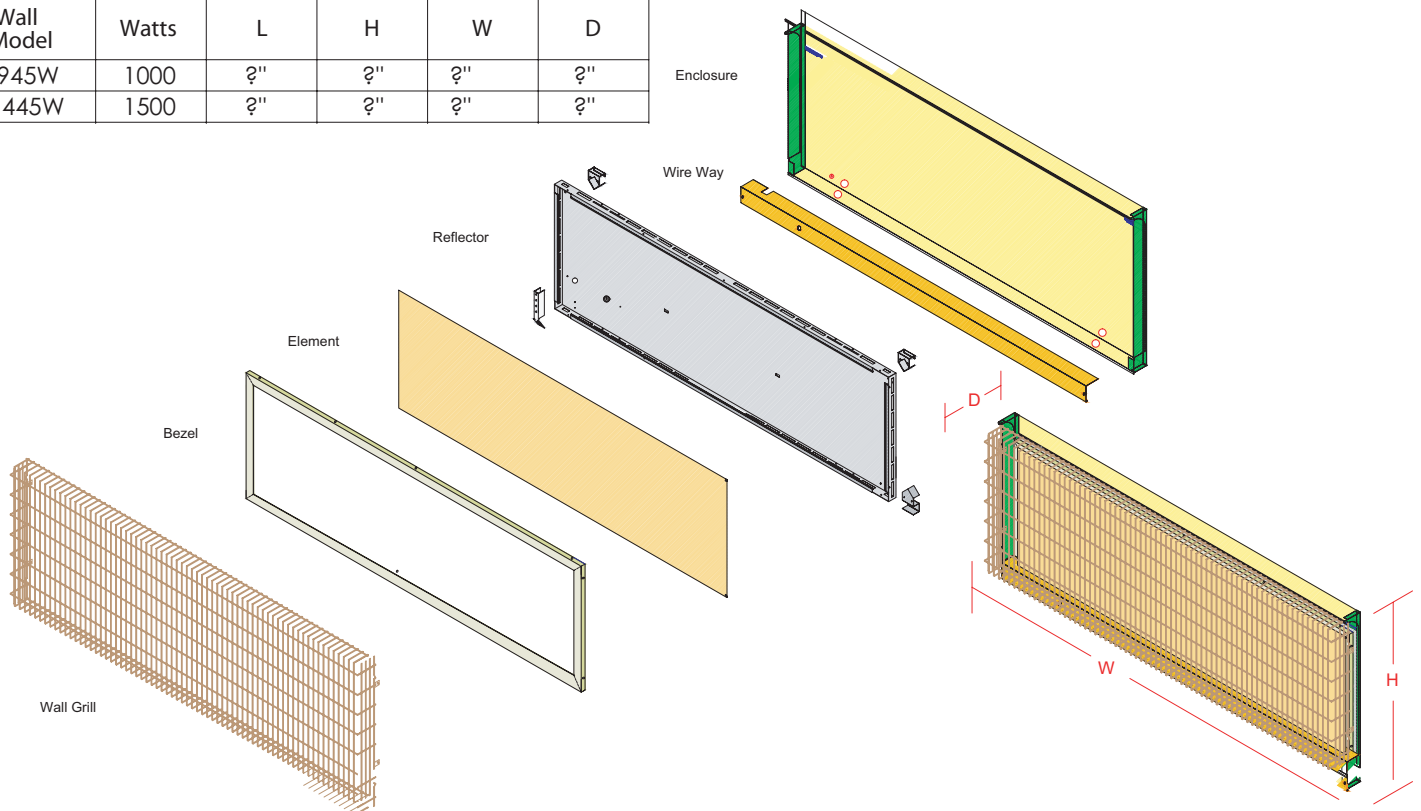
Installation: Install heating units where indicated, in accordance with manufacturer's written instructions, applicable requirements of IEC, in compliance with recognized industry practices to ensure products fulfill requirements. Top of heater unit and trim shall be level. Where heating units are mounted adjacent to each other, the top edges shall be at the same height.


ACCESSORIES & CONTROLS

MODEL	INSTALLATION	WATTS	VOLTAGE		AMPS	SHIPPING WEIGHT
945W	WALL MOUNT	1000	120	208		? lbs
			240	277		
1445W	WALL MOUNT	1500	120	208		? lbs
			240	277		

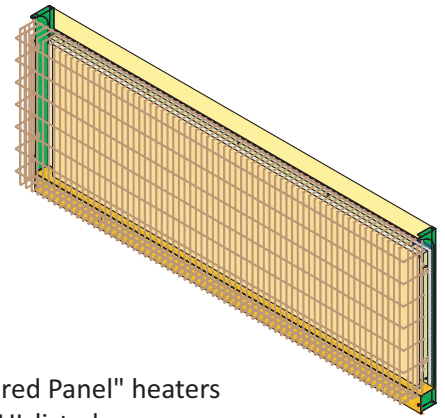
*RADIANT ELECTRIC HEAT RESERVES THE RIGHT TO CHANGE SPECIFICATIONS WITHOUT PRIOR NOTICE.

Wall Model	Watts	L	H	W	D
945W	1000	?	?	?	?
1445W	1500	?	?	?	?





N112W14600 Mequon Road
 Germantown, WI 53022
 www.electriceat.com



ARCHITECT'S AND ENGINEER'S SPECIFICATIONS

Furnish and install where indicated on the Drawings, "High Efficiency Ceramic Infrared Panel" heaters manufactured by Radiant Electric Heat. Germantown, Wisconsin. Heaters shall be UL listed.

CONSTRUCTION

Heating Elements: Porcelain enamel coated 18 gauge steel plate, with energizing ceramic circuit on internal face of heating element; minimum 2.3 Watts per square inch of emissive surface area.

Heater Body: 20 gauge steel, high-temperature resistant powder coating. Provided with manufacturer's standard 7/8 inch knockouts for power feed.

Accessories: Provide as indicated, thermostat, NEMA 1 Enclosure control panel, and protective grill for models specified.

Installation: Install heating units where indicated, in accordance with manufacturer's written instructions, applicable requirements of IEC, in compliance with recognized industry practices to ensure products fulfill requirements. Top of heater unit and trim shall be level. Where heating units are mounted adjacent to each other, the top edges shall be at the same height.

SPECIFICATIONS

MODEL	INSTALLATION	WATTS	VOLTAGE/AMPS		SHIPPING WEIGHT
945W	WALL MOUNT	1000	120 VAC/8.3 A 240 VAC/4.2 A	208 VAC/4.8 A 277 VAC/3.6 A	38 lbs
1445W	WALL MOUNT	1500	120 VAC/12.5 A 240 VAC/6.2 A	208 VAC/7.2 A 277 VAC/5.4 A	50 lbs

*RADIANT ELECTRIC HEAT RESERVES THE RIGHT TO CHANGE SPECIFICATIONS WITHOUT PRIOR NOTICE.

Wall Model	Watts	W	H	D
945W	1000	47.5"	13.75"	4.0"
1445W	1500	47.5"	18.75"	4.0"

